




pilses

adira
innovation works >>>





Hybrid | Intelligent | Energy saver | Sustainable GB 22040

| GB Range | | 13530 | 16030 | 22040 |
|----------------------------------|------|--------------------|--------------------|--------------------|
| Force | kN | 1350 | 1600 | 2200 |
| Bending capacity | mm | 3060 | 3060 | 4080 |
| Distance between housings | mm | 3350 | 3350 | 4160 |
| Max. stroke | mm | 400 | 400 | 400 |
| Max. open height without tools** | mm | 600 | 600 | 600 |
| Motor power | kW | 2x5,5 | 2x5,5 | 2x7,5 |
| Approach speed | mm/s | 250 | 250 | 220 |
| Working speed (max.) | mm/s | 10,20* | 10,20* | 10,20* |
| Return speed | mm/s | 250 | 250 | 220 |
| Axis X travel | mm | 625 | 625 | 625 |
| Axis X speed | mm/s | 800 | 800 | 800 |
| Axis R stroke | mm | 200 | 200 | 200 |
| Axis R speed | mm/s | 200 | 200 | 200 |
| Axes Z-Z1 / Z2 stroke | mm | 80-2800 | 80-2800 | 80-3680 |
| Axes Z-Z1 / Z2 speed | mm/s | 1000 | 1000 | 1000 |
| Axis X1 stroke | mm | +/- 100 | +/- 100 | +/- 100 |
| Axis X1 speed | mm/s | 100 | 100 | 100 |
| Standard dimensions (L x W x H) | mm | 4350 x 2100 x 2980 | 4350 x 2100 x 2980 | 5150 x 2100 x 2980 |
| Approx. weight | Kg | 13500 | 14000 | 18000 |

* Speed on press brakes installed outside European Community.

** The open height depends on upper tool holder and table type. For different configurations consult Adira specialist. All data are approximate. Specifications are subject to changes without notice. Shown specifications may vary from country to country.



ADIRA - METAL FORMING SOLUTIONS S.A
 Rua António Bessa Leite, 976/1106
 4150-072 Porto > PORTUGAL
 Telf. + 351 22 619 27 00
 Fax. + 351 22 619 27 01
 E-mail: adira@adira.pt > www.adira.pt



DC/MAP-C-162-I-15/02




Hybrid | Intelligent | Energy saver | Sustainable GB 22040

| GB Range | | 13530 | 16030 | 22040 |
|----------------------------------|------|--------------------|--------------------|--------------------|
| Force | kN | 1350 | 1600 | 2200 |
| Bending capacity | mm | 3060 | 3060 | 4080 |
| Distance between housings | mm | 3350 | 3350 | 4160 |
| Max. stroke | mm | 400 | 400 | 400 |
| Max. open height without tools** | mm | 600 | 600 | 600 |
| Motor power | kW | 2x5,5 | 2x5,5 | 2x7,5 |
| Approach speed | mm/s | 250 | 250 | 220 |
| Working speed (max.) | mm/s | 10,20* | 10,20* | 10,20* |
| Return speed | mm/s | 250 | 250 | 220 |
| Axis X travel | mm | 625 | 625 | 625 |
| Axis X speed | mm/s | 800 | 800 | 800 |
| Axis R stroke | mm | 200 | 200 | 200 |
| Axis R speed | mm/s | 200 | 200 | 200 |
| Axes Z-Z1 / Z2 stroke | mm | 80-2800 | 80-2800 | 80-3680 |
| Axes Z-Z1 / Z2 speed | mm/s | 1000 | 1000 | 1000 |
| Axis X1 stroke | mm | +/- 100 | +/- 100 | +/- 100 |
| Axis X1 speed | mm/s | 100 | 100 | 100 |
| Standard dimensions (L x W x H) | mm | 4350 x 2100 x 2980 | 4350 x 2100 x 2980 | 5150 x 2100 x 2980 |
| Approx. weight | Kg | 13500 | 14000 | 18000 |

* Speed on press brakes installed outside European Community.

** The open height depends on upper tool holder and table type. For different configurations consult Adira specialist. All data are approximate. Specifications are subject to changes without notice. Shown specifications may vary from country to country.



DC/MAP-C-162-I-15/02