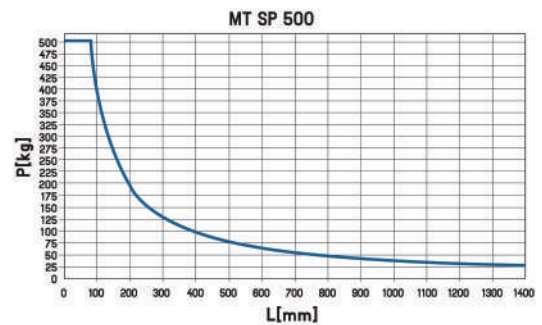
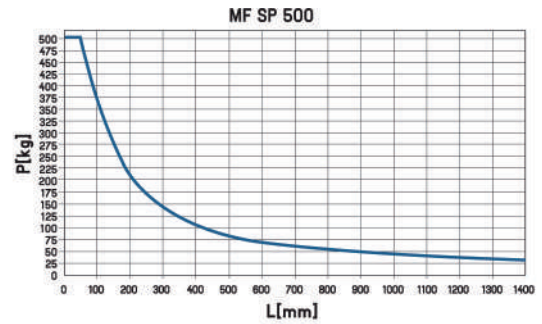
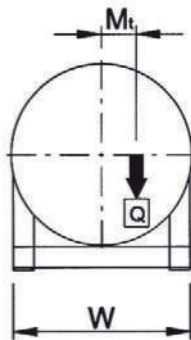
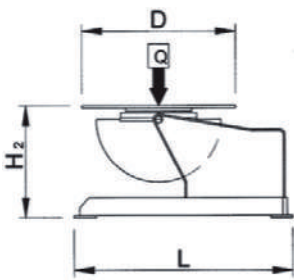
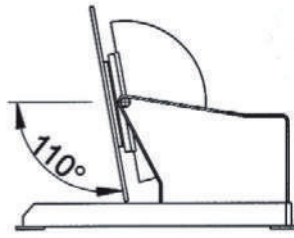
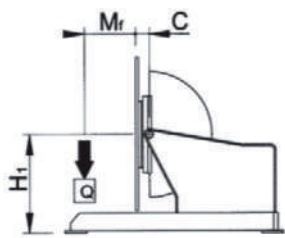


POSICIONADOR DE MESA GIRATORIA

Capacidad de carga máx.500kg



Rotación por motor de corriente alterna con inverter (I), reductor de tornillo sin fin y rangua de bolas. Inclinación manual (M). Instalación eléctrica conforme a las normas CEI EN-60204-1. I: inverter. Pedal (marcha-parada) con cable 5m.



Q Kg	MT danm	MF danm	D mm	H1 mm	H2 mm	C mm	L mm	W mm	rpm	Sec	volt	volt	LxWxH2 mm	Kg
500	40	64	650	750	835	85	800	650	0,3-3	50	1x200	24	800x650x835	230